


Protevo GTE+ MCM



CONVERTIBLE ALTERNATING PRESSURE WITH MICROCLIMATE MANAGEMENT

Protevo GTE+ Microclimate Management (Protevo GTE+ MCM) is an advanced pressure redistribution mattress that provides flexible therapy to help meet the wound care needs of your patient.

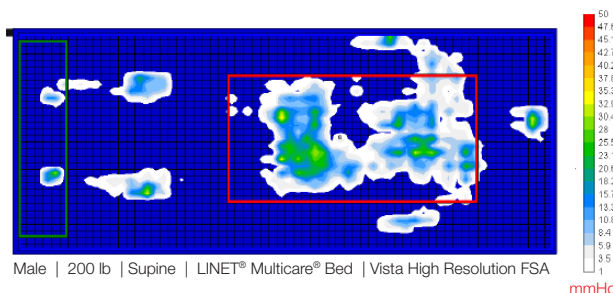
Used without a control unit, Protevo GTE+ MCM provides pressure redistribution through an open, self-adjusting air cylinder system.

Easily convert the surface with an optional control unit to provide microclimate management and alternating pressure.

Also available without microclimate management.



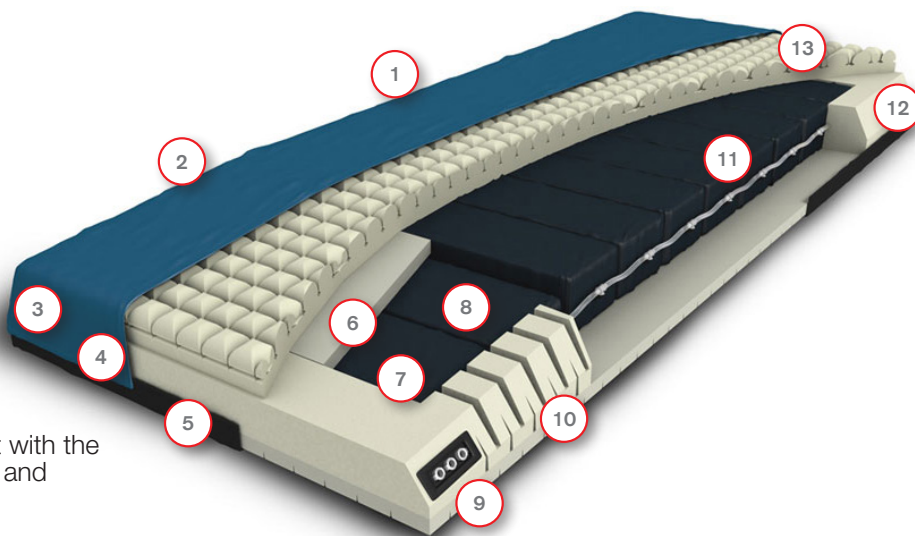
- Advanced pressure redistribution mattress that can be used with or without power.
- Indicated for prevention and treatment of pressure injuries through Stage IV.
- Open air system with self-adjusting air cells.
- 4-way stretch cover and 3-dimensional sculpted envelopment layer provide optimal patient comfort.
- 10 self-adjusting air cells provide optimal pressure redistribution with dedicated air cells for the heels.
- Optional control unit provides microclimate management and alternating pressure with quiet operation - no noisy, constant adjustments of an all air mattress system.



Sensing Area (in ²)	505.46	11.23	365.05
Coefficient of Variation (%)	83.70	76.08	80.63
Average Pressure (mmHg)	8.79	11.51	9.24
Maximum Pressure (mmHg)	36.48	32.17	36.48
Regional Distribution (%)	100.00	2.91	75.89

Protevo GTE+ MCM at a glance

- 1 4-way stretch cover with waterfall flap
- 2 Reinforced handles
- 3 360° zipper for no hassle cover-only replacement
- 4 Protective fire barrier
- 5 Non-slip bottom cover
- 6 Foam pillow for heel support
- 7 5° heel slope
- 8 2 air cells dedicated to heel zone
- 9 Connector ports (2 for AP, 1 for MCM)
- 10 Articulation cuts to expand and contract with the electric foot extension on the Multicare® and Multicare LE bed frames*
- 11 10 self-adjusting air cells provide alternating pressure
- 12 Side bolster support
- 13 3-dimensional sculpted viscoelastic comfort and envelopment layer



TECHNICAL PARAMETERS**

Width	35 - 35.5 in	Weight Capacity	600 lb
Length	83 - 86 in	Air Foam Cells	10
Height	7 - 8 in	Flammability	Meets Cal TB 129, 16 CFR 1633
Heel Slope	5°		

* Articulation cuts only available on the Multicare and Multicare LE bed versions.

**Width, length and height depends on bed frame model. Compatible LINET® bed frames include Eleganza series and Multicare series.



Members of LINET Group

LINET Americas, Inc.

Address: 10420-R Harris Oaks Blvd., Charlotte, NC 28269

Phone: 877-815-9895 | Fax: 704-248-5655 | E-mail: info@linetamericas.com | www.linetamericas.com

© 2020 LINET Americas, Inc. | 040820

LINET® and Multicare® are registered trademarks of LINET Group SE