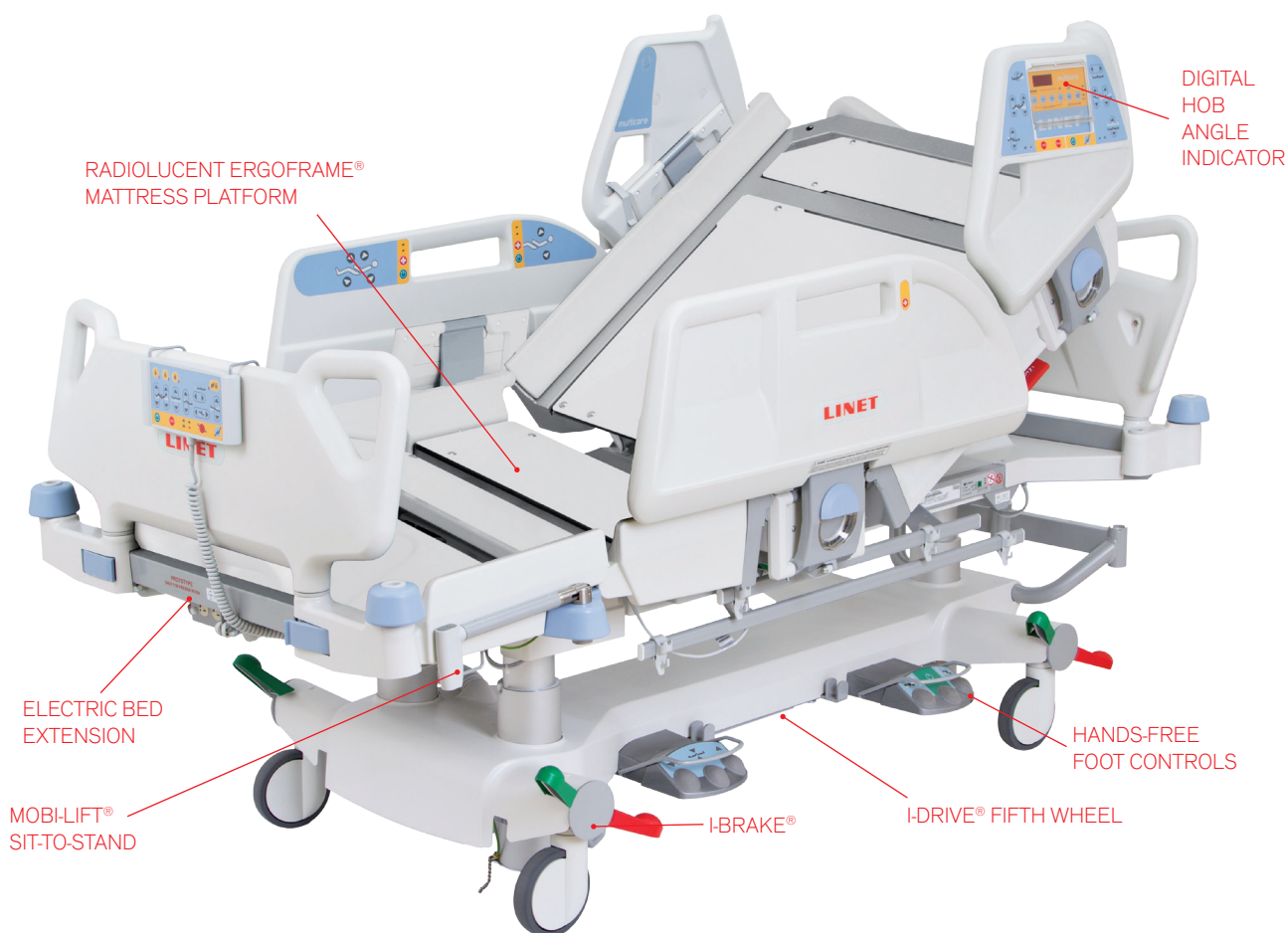


# Multicare<sup>®</sup> LE

Multipurpose - acuity adaptable bed



## STANDARD FEATURES

- 5-year warranty
- Mobi-Lift<sup>®</sup> sit-to-stand
- i-Brake<sup>®</sup> automatic locking brakes
- i-Drive<sup>®</sup> automatic 5th wheel
- Platform based turn assist
- Digital HOB indicator
- Scale
- Multi-zone bed exit
- Radiolucent deck
- Hands-free foot controls
- One touch cardiac chair
- One touch 30 degree HOB
- One touch bed egress position
- Electric bed extension
- Patient handset with flashlight
- Quiet DC motors with battery back-up
- Accessory outlets
- 6 in. Tente<sup>®</sup> casters

## SURFACE OPTIONS

Multicare LE is designed with open architecture to allow flexibility to choose a surface that meets your specific wound care needs. Regardless of the surface, our Ergoframe<sup>®</sup> positioning system moves in harmony with the surface to help reduce pressure in the sacral area as the bed articulates.

- iGel advanced pressure redistribution mattress
- Bodyzone<sup>™</sup> prevention mattresses

## SPECIFICATIONS

Safe working load	550 lbs.
Frame height low	17.3 in.
Frame height high	32.4 in.
Frame width	41.3 in.
Frame length extended	93.3 in.
Frame length retracted	84.6 in.
Frame weight	496 lbs.
Lateral platform tilt	±30 deg.
Trendelenburg	13 deg.
Reverse Trendelenburg	16 deg.
Max knee angle	35 deg.
Max HOB angle	70 deg.

\*A lower egress height may be obtained by utilizing the tilt function.



### Mobi-Lift® Sit-to-Stand

- Built-in sit-to-stand device
- Handles on both sides of the bed
- Simple controls allow raising and lowering of bed
- Allows active participation from patient during mobilization




### Intuitive Interface

- Icon driven controls
- Digital HOB indicator
- Lateral tilt adjustment
- One touch chair
- One touch CPR
- One touch 30 degree HOB
- One touch auto-contour
- One touch exam position
- One touch bed egress position
- One touch vascular knee adjustment
- One touch bed extension




### Lateral Tilt Turn Assist

- Unique platform-based turn up to 30 degrees
- Hands-free foot controls for ease-of-use (15 deg.)
- Open architecture mattress platform



### Hands-Free Foot Controls

- Hands-free control of bed
- Bed height
- Exam position
- Left and right turn assist
- Both sides of the bed



### i-Brake®

- Intelligent Brakes automatically engage after 60 seconds when bed is plugged into power
- Brake and steer pedals on all 4 wheels



### Integrated LED light

- Bright LED light for night time exams
- Integrated into patient handset



### i-Drive®

- Automatic 5th wheel
- Enhances maneuverability of bed during transport
- Retracts when not in use



### C-Arm Compatible

- Column construction provides open under bed clearance to accommodate a majority of C-arms
- Radiolucent deck

## Consider the Difference

With increased safety to prevent accidental bed movement, press any green "GO" button first to wake up the bed and adjust its position.



### ErgoFrame®

- Helps reduce patient migration to foot of the bed
- Auto-contour button raises head and knee simultaneously to maintain position and increase comfort